

VP152X1219

1. STEEL LITE FRAMES

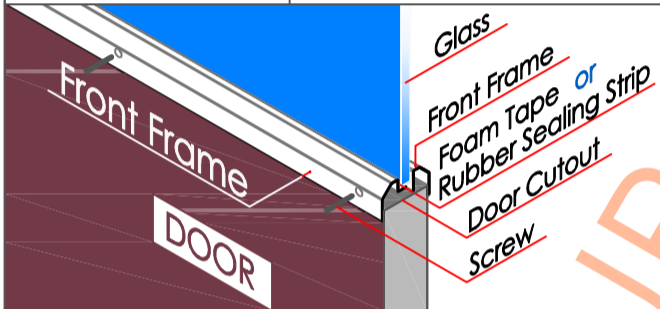
Type	SELF-ATTACHING & VANDAL-PROOF Design
Component	FRONT Frame & BACK Frame Tight mitered corners, no visible welds, countersunk mounting holes
Material	Steel Cold Formed Profiles, T= 1.2mm
Door Cutout	152 * 914mm (ORDER SIZE)
Frame O.D.	173 * 935mm
Screws	Sheet Metal Screws; Stainless Steel; M4*50mm (Std.) 8 pcs

2. GLASS

Glass Size	123 * 885mm [Recommended]
Exposed Size	105 * 867mm
Glass Thk.	6.8mm, 10.8mm, 32mm (As Recommended)

3. INSTALLATION

Screws fasten the back frame to the front frame thru the door cutout;

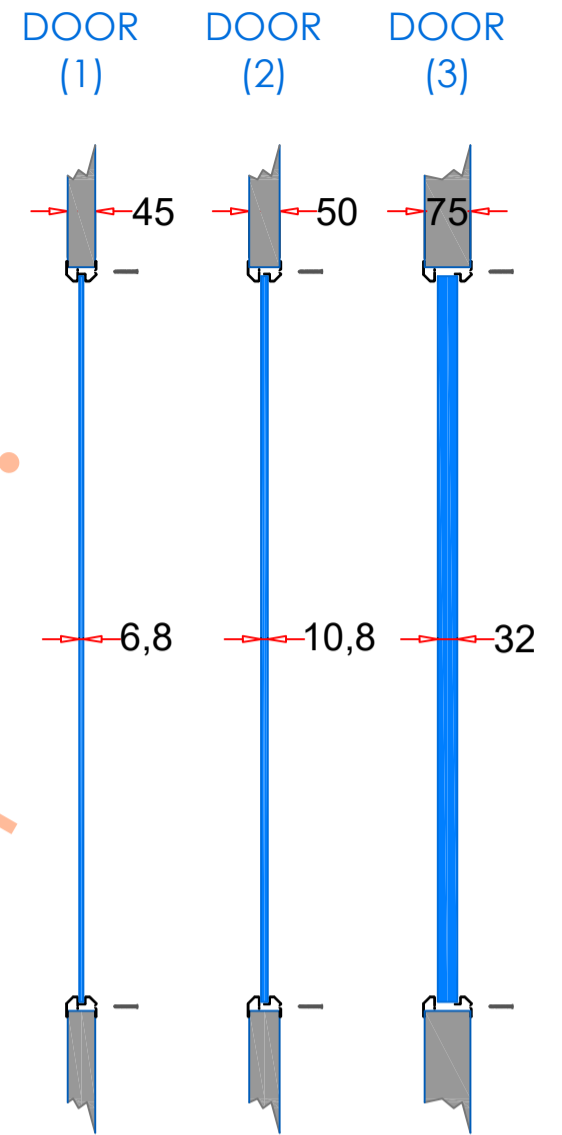


- Leaving corridor side of front frame free of fasteners;
- Single side mounting for non-corridor exposure w/ fastening screws included;

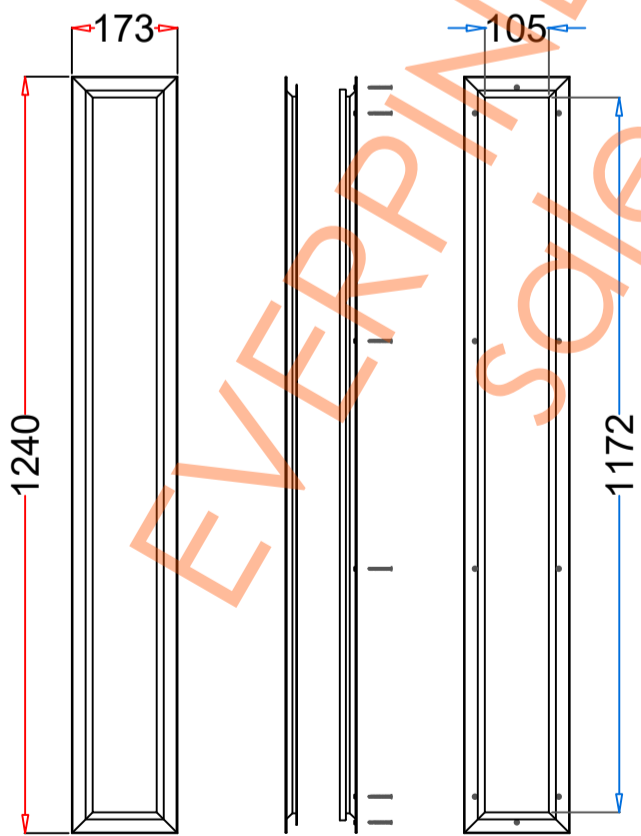
4. FIRE RATING

5. USAGE

Doors with Frames and Glass not only provide light to a room, they ensure safety;



Door & Glass [Recommend]



Frame A [Door's Exterior Side]

Frame B [Door's Interior Side]

Frame Drawing



Door Cutout